



lumini Solucoes em Iluminacao LTDA
www.lumini.com.br
Email: laboratorio@lumini.com.br
Tel: +55 11 3437-5555 Fax: +55 11 3437-5555
Address: Rua Ferreira Viana, 716 - Socorro - São Paulo/SP

lumini

LumCAT:

Luminaire: ufo 350 s

LampCAT: modulo led 19W 27K irc 90

Ballast type: led driver 700mA

Report No:

Voltage(V): 128.5000

Test No:

Current(A): 0.0980

Number of Lamps: 1

Power (W): 12.6000

Lamp flux(lm): 2560.0

PF: 0.9990

Length(mm): 350

Width(mm): 350

Phm Type: C

Height(mm): 0

Photometric Results

Lumens(lm): 427.61, Efficiency(%): 16.70% , Luminous Efficacy(lm/W): 33.94

Central intensity(cd): 641.212, Maximum intensity(cd): 641.212

Angle of maximum intensity: $C=0.0$ $\gamma=0.0$

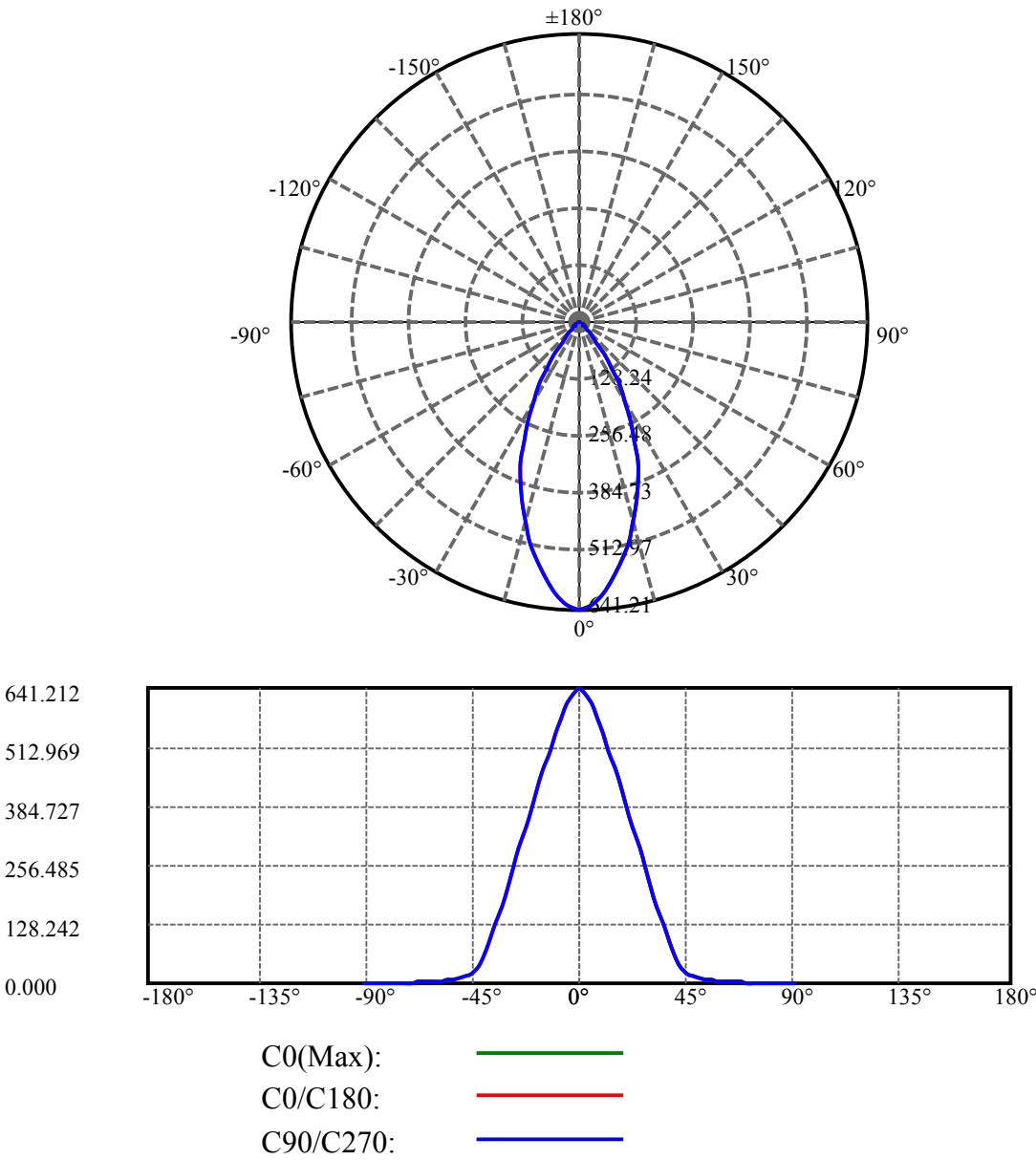
Beam angle of C0 plane : 46.54

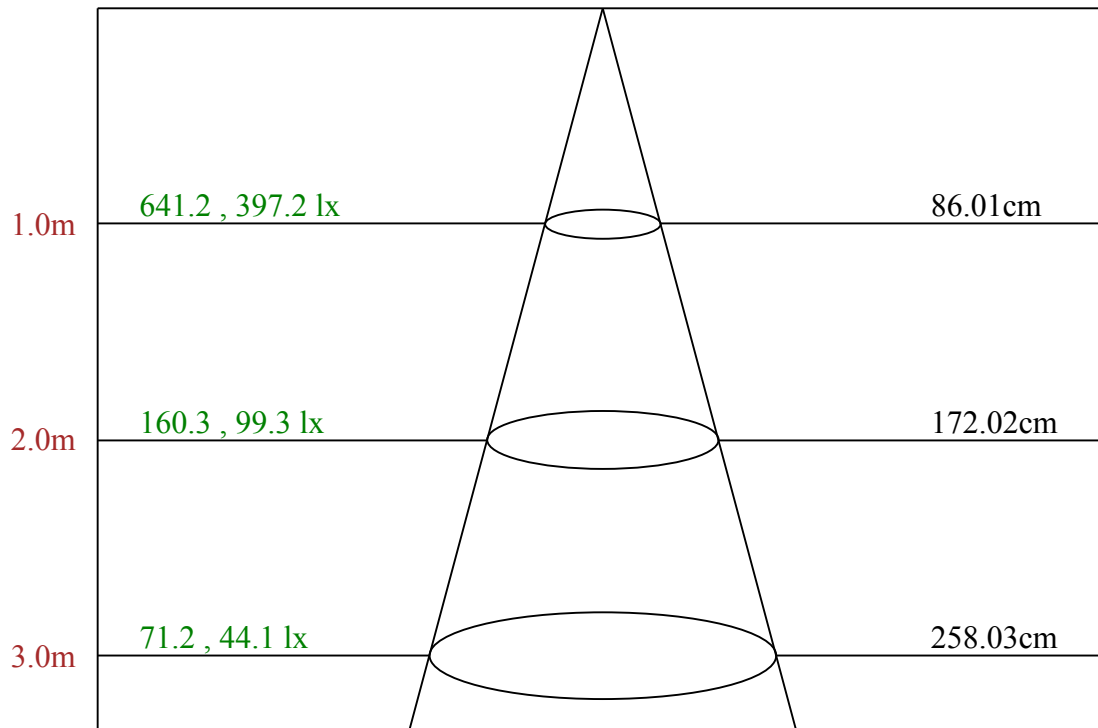
Average BeamAngle(IEC 61341): 46.54

Equipment: equipamento lumini
Temperature(°C): 25.5

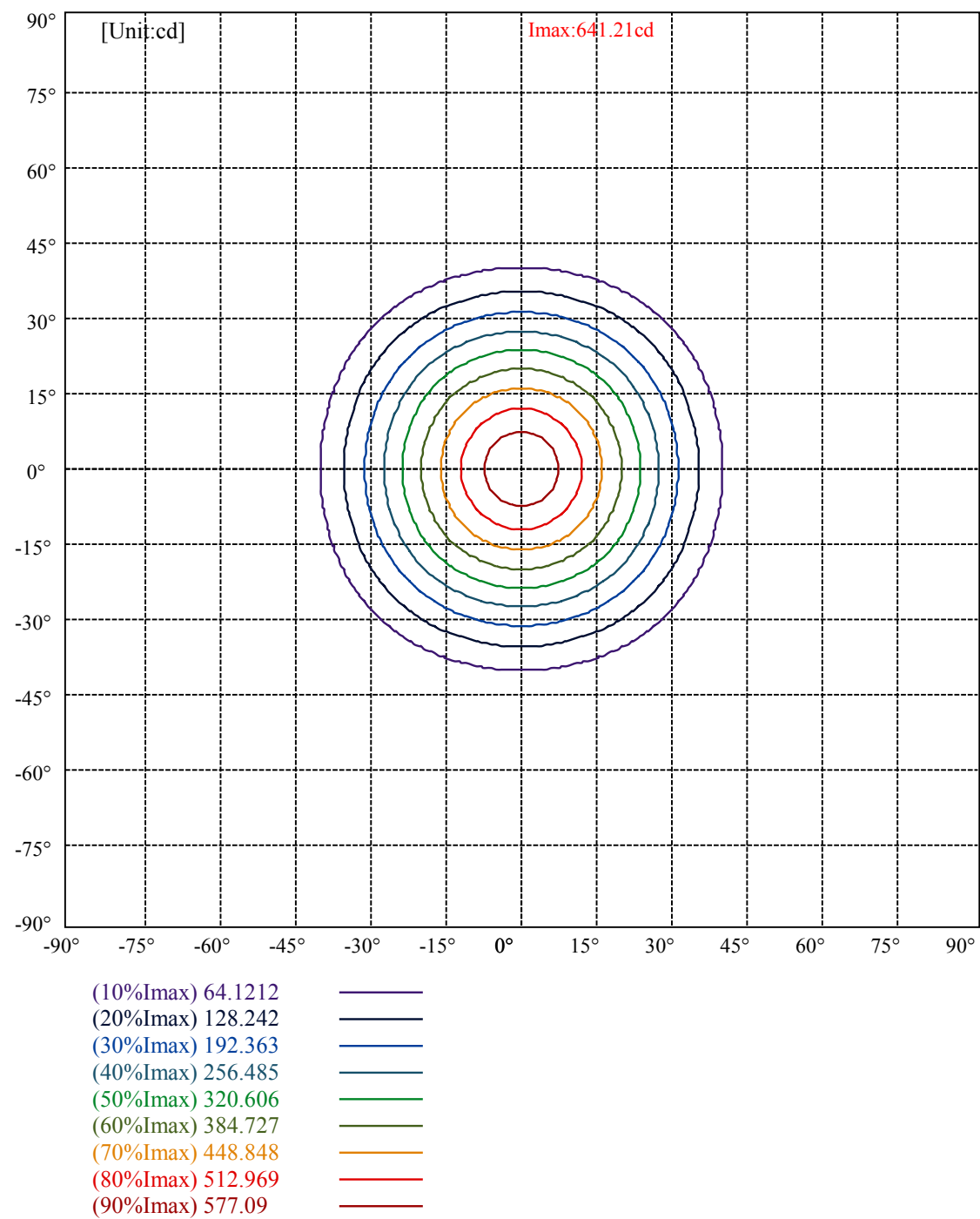
Date: 7/4/2024
Humidity(%): 55.0%

Operator: 01
Distance(m): 6.90





Max , Ave Beam angle of C0 plane 46.54



lumini

Luminance Limiting Curve(no luminous side)

Appendix Page: 5 Total:6

Luminance Table

γ	45	50	55	60	65	70	75	80	85
C0	237	134	91	64	48	40	39	49	94
C45	237	134	91	64	48	40	39	49	94
C90	237	134	91	64	48	40	39	49	94

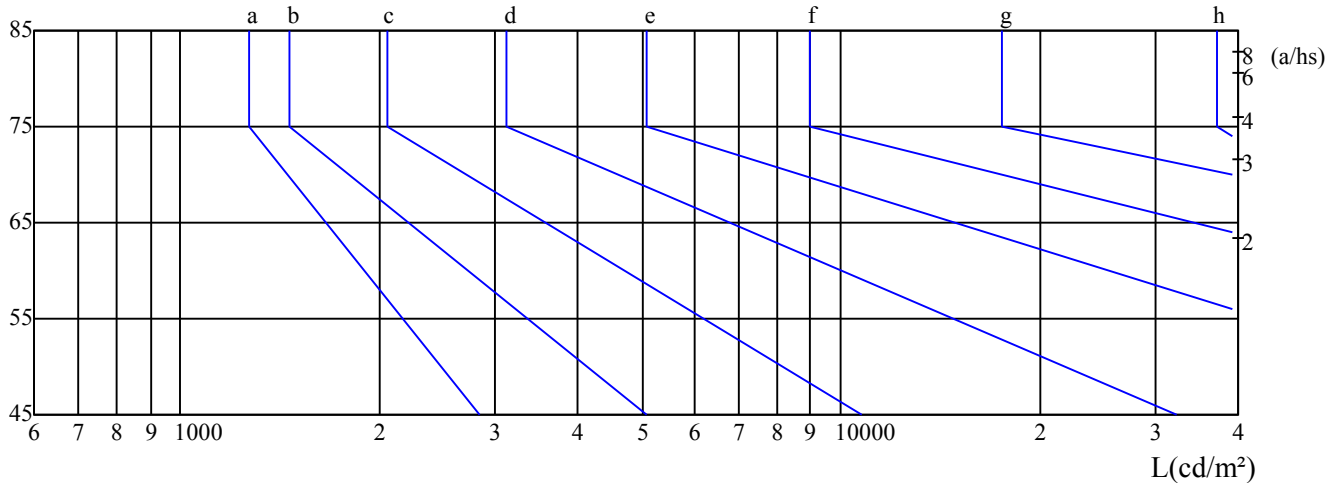
L(Hor)(65)	L(Ver)(65)	L45(65)	L(Hor)(75)	L(Ver)(75)	L45(75)	L(Hor)(85)	L(Ver)(85)	L45(85)
48	48	48	39	39	39	94	94	94

Glare Table

Glare	Quality	Service Values Illuminance(lx)							
1.15	A	2000	1000	500	≤ 300				
1.5	B		2000	1000	500	≤ 300			
1.85	C			2000	1000	500	≤ 300		
2.2	D				2000	1000	500	≤ 300	
2.55	E					2000	1000	500	≤ 300
		a	b	c	d	e	f	g	h

Luminance Limiting Curve

$\gamma(^{\circ})$



C0 —

C45 —

C90 —

Equipment: equipamento lumini
Temperature($^{\circ}\text{C}$): 25.5

Date: 7/4/2024
Humidity(%): 55.0%

Operator: 01
Distance(m): 6.90

Illumination assessment according UGR											
Rf of Ceiling	70	70	50	50	30	70	70	50	50	30	
Rf of Wall	50	30	50	30	30	50	30	50	30	30	
Rf of Floor	20	20	20	20	20	20	20	20	20	20	
Room dimensions		Viewed crosswise					Viewed endwise				
X	Y										
2H	2H	4.35	5.32	4.71	5.64	5.95	4.35	5.32	4.71	5.64	5.95
	3H	4.20	5.07	4.59	5.41	5.75	4.20	5.07	4.59	5.41	5.75
	4H	4.13	4.93	4.53	5.29	5.65	4.13	4.93	4.53	5.29	5.65
	6H	4.09	4.82	4.50	5.20	5.60	4.09	4.82	4.50	5.20	5.60
	8H	4.05	4.75	4.47	5.13	5.54	4.05	4.75	4.47	5.13	5.54
	12H	4.03	4.69	4.46	5.09	5.51	4.03	4.69	4.46	5.09	5.51
4H	2H	4.08	4.88	4.48	5.23	5.60	4.08	4.88	4.48	5.23	5.60
	3H	3.92	4.59	4.34	4.98	5.40	3.92	4.59	4.34	4.98	5.40
	4H	3.89	4.47	4.33	4.90	5.35	3.89	4.47	4.33	4.90	5.35
	6H	3.83	4.34	4.30	4.79	5.25	3.83	4.34	4.30	4.79	5.25
	8H	3.84	4.31	4.32	4.77	5.24	3.84	4.31	4.32	4.77	5.24
	12H	3.89	4.33	4.38	4.78	5.30	3.89	4.33	4.38	4.78	5.30
8H	4H	3.72	4.20	4.21	4.65	5.13	3.72	4.20	4.21	4.65	5.13
	6H	3.68	4.07	4.19	4.55	5.06	3.68	4.07	4.19	4.55	5.06
	8H	3.77	4.10	4.31	4.62	5.12	3.77	4.10	4.31	4.62	5.12
	12H	3.90	4.15	4.44	4.67	5.19	3.90	4.15	4.44	4.67	5.19
12H	4H	3.68	4.11	4.17	4.57	5.09	3.68	4.11	4.17	4.57	5.09
	6H	3.69	4.02	4.22	4.54	5.04	3.69	4.02	4.22	4.54	5.04
	8H	3.76	4.01	4.31	4.53	5.06	3.76	4.01	4.31	4.53	5.06
Variation with the observer position at spacings:											
S = 1.0H		4.7/-7.4					4.7/-7.4				
S = 1.5H		7.3/-7.9					7.3/-7.9				
S = 2.0H		9.2/-7.5					9.2/-7.5				
Standard tables:		BK0					BK0				
Uncorrected UGR		-14.4					-14.4				

依据CIE Publ. 117 计算 UGR, S/H = 0.25